



**October
2003
Newsletter**

Black Forest Quilting
Personalized Machine Quilting

7725 McFerran Road
Black Forest, CO 80908
719 495-9471
KEFurch@aol.com

Preparing your top for quilting

Many quilters who have not used a long arm quilting service before are not familiar with what they must do to prepare their quilt before it is put on our machine. First, you should press your quilt top and backing. It is a good idea to mark the top with a safety pin. You will need to supply the backing, and it must be at least 6 inches wider and longer than your quilt top to allow for stretching. If you are supplying the batting, it must be at least 6 inches wider and longer than your top. If you wish us to bind your quilt, then you should include enough fabric to allow for 2.5" to 3" wide strips.

Quilting Services

Many quilters not familiar with the long arm machine are interested in why we have different levels of service. It all boils down to time on the machine. Our Basic service is the simplest and most popular choice. It consists of rows of continuous quilting designs that go from one edge of the quilt to the other. We use a laser beam to follow a pattern that stretches from one end of the machine to the other. The Advanced Service is similar to the Basic Service, but includes more intricate designs such as fancy flowers, leaves or meandering. The Custom Service is quite different. It might include outlining individual blocks, stippling, free meandering, or using our Design Center or Work Center attachments. Custom Service is a more individualized serviced that is designed to enhance your quilt's overall appearance.

Picking Fabrics For Your Quilt

It is best to not mix types of fabrics in your quilt. This can cause tension problems and even tucking and rippling on both the front and back of your quilt. Using flannel on the backing can also lead to problems. Many flannels are very stretchy. The clamps we use to tighten a quilt stretch the fabric slightly on the bottom. When the clamps are released, the fabric relaxes and the top can wrinkle. If you really want to use flannel, be sure that it is a really good quality and has very little stretch.


New Patterns

We are adding new patterns regularly so you will have a wide variety from which to choose. We recently purchased Bear Moose & Pine Trees, Earthlines, Elegant Butterfly Garden, Maple Leaves, Little Kitten, and Pine Trees. We now have over 100 different patterns you can use on your quilt. This includes perfect circles, hearts, ovals and stars from our Design Center and Work Center attachments. The new patterns are shown on the second page. If you would like a free copy of our catalog (paper or electronic) just let us know.


www.blackforestquilting.com




Earthlines



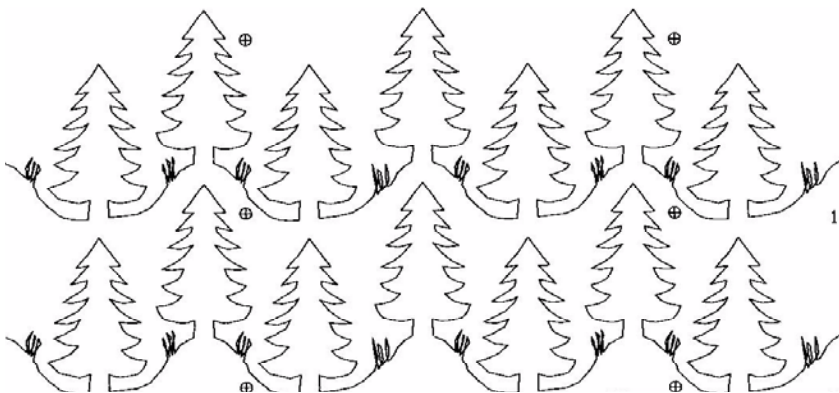
Little Kitten



Bear, Moose & Pine Trees



Maple Leaves



Pine Trees



Elegant Butterfly Garden